
AutoCAD Serial Key [Mac/Win]

[Download](#)

AutoCAD Product Key [Updated] 2022











The AutoCAD word mark and packaging design is owned by Autodesk. The AutoCAD symbol is trademarked. AutoCAD is written using the term-processing language AutoLISP, which runs on top of the AutoCAD code. AutoLISP code is compiled to machine code that runs on the underlying hardware. History The first 3D design software was for single 2D images, with the ability to project each image as a single plane. In 1986, ObjectARX (see below) was introduced, a first-generation 3D CAD system. In 1989, a second-generation 3D design system was released, this time with the ability to model complex three-dimensional objects. This new system used the program name Drawing Assistant (not to be confused with Drawing Assistant, another Autodesk graphic software application). Drawing Assistant's 3D modeler was called the Concrete Modeler. This program became a hit among construction project managers and has remained popular. By 1990, Autodesk had developed Drawing Assistant, a desktop program that integrated 2D and 3D drawing. In the fall of that year, they released MicroStation (and MicroStation V3), an integrated 2D-3D CAD system. In 1991, Autodesk released a first-generation BIM (Building Information Modeling) software. Called Building Design, the software was renamed Building Modeling (BModel) in 1994, after Autodesk purchased its competitor, ObjectARX. In 1998, Autodesk released BIM 360, a second-generation BIM product. Two years later, the company added Building Information Modeling (BIM) 360 to the BIM 360 name. In 2001, Autodesk released BIM 360 Architecture. BIM 360 Architecture uses cloud technology to create a BIM for any type of project, including private, commercial and government buildings. In 1993, Autodesk released AutoCAD, an integrated 2D-3D design program. AutoCAD was a successor to its line of drawing programs. With AutoCAD, Autodesk created a single design application. The name AutoCAD stands for Autodesk's Computer Aided Design system. In 1994, Autodesk introduced powerful BIM 360 technology. BIM 360 is integrated with AutoCAD and integrated with the Autodesk Revit® application. In 1995, Autodesk introduced its SketchBook image-ed

AutoCAD Crack

Development – from Autodesk CodeGear RAD Studio to the more recently introduced RAD Studio XE, Autodesk has one of the largest developer community in the industry. According to Autodesk, as of August 2011, CodeGear RAD Studio had 140,000 registered developers. In 2007 the code of CodeGear RAD Studio was released under the GPL, and in 2008 the company offered the source code under an open source license. AutoCAD and related products are available for Windows, Linux and Mac OS. Autodesk Vault As of July 2014, Autodesk has a license program called Autodesk Vault that allows end-users to download a subset of Autodesk software, for free. The availability of the software is dependent on its age. The scope of available products is currently limited to: AutoCAD 2010, 2012 and 2013 AutoCAD LT 2009 and 2010 AutoCAD Web App and Mobile apps AutoCAD Architecture and AutoCAD Civil 3D The Autodesk Exchange App In April 2011, Autodesk announced the ability to install free Autodesk software on a PC or Mac using the Synaptic Package Manager. Free updates and technical support are provided by Autodesk and the use of free updates does not automatically qualify an end-user for technical support. However, users of any Autodesk software with a paid upgrade to the newest version of the software, which would give free technical support, are eligible for the free updates program. In February 2014, Autodesk announced that from July 2014, the Autodesk® Vault Program would be discontinued, and new users will no longer receive the full version of Autodesk products. The AutoCAD Vault allows users of Autodesk products to download a portion of their licenses as a set of installation packages, even if they do not own the full version of the products. In other words, the value of the AutoCAD Vault can be exchanged for full versions of Autodesk software. The Autodesk Vault program was launched in 2007 as an in-place upgrade to the Autodesk Upgrade Vault (AUV) program. Under AUV, Autodesk allowed users to buy and download Autodesk software and receive a free upgrade to the newest version every two years. Under the new Vault program, Autodesk customers would only be able to buy

licenses for the Autodesk software they had already purchased, and would not be able a1d647c40b

AutoCAD

Attach your autocad cd Open up the.acd file and input the following commands "c:\program files\AutoCAD 2010\acad.exe"     There is an option to create 2 separate drawing. click on the option and click next     After finishing the drawing select save as button and save the file in C:\Program Files (x86)\Autodesk\AutoCAD 2010\   Metallica Reunion Poster Set to Arrive on May 1st, via UMD Remember the special Metallica reunion poster that fans were sent out to collect? Well, on May 1st, they're going to be received in a new set! The poster is set to arrive via UMD in a limited edition release that includes an exclusive steelbook. This would be the first time Metallica have used the UMD format since 2002. The set will include the following items: Limited edition Metallic Black poster with new artwork Metalbook with a variety of exclusive content Heavyweight 12x12 poster Digital copy of "Metallica: Through The Never" "12 Steps Of Sanity" and "Death Magnetic" digital downloads The poster was originally sent to fans around the world to collect at three dates: February 20th at the Rock in Rio festival in Rio de Janeiro March 1st at the Rock am Ring festival in Nürburg, Germany March 6th at the Hard Rock Calling festival in London, UK Sadly, Metallica will not be reuniting in person, but rather in the form of a video posted to the band's social media accounts. The reunion was announced earlier this year. Metallica's upcoming album, Metallica, will be their first new album in a decade. The album is set to be released on June 14th. The band's last album,

What's New in the AutoCAD?

Use the new Markup Assist feature to create images directly within the drawing. This new feature allows you to import and align image files into your drawings. Once imported, you can edit or format your images within the drawing. Revit 2013 and AutoCAD 2013 share the same 3D environment with interoperability between the two applications. In the future, you can easily import drawings from Revit into AutoCAD. (video: 1:15 min.) Keyboard and Mouse Controls: Introducing the redesigned ribbon user interface, allowing you to access all of the commands you need using keyboard shortcuts. AutoCAD 2013 includes over 1,000 new keyboard shortcuts that are easier and faster than ever before. AutoCAD's new shortcut key system lets you quickly access everything you need, even when the command isn't displayed on screen. With this new key style, you can use up to 15 different keys to access any command. Automatic Projection: Projecting projects from 3D in the upcoming AutoCAD 2013 release, you'll have the ability to automatically project drawings to the horizontal or vertical. Free 3D Objects from your Library: Creating a 3D model from your library is easier than ever. View, edit, and manipulate your 3D objects just as you do in your 2D drawing. 3D Utilities: Make adjustments to your drawing, now in 3D. Moving and rotating tools are made much easier. Data Management: In AutoCAD 2013, you'll find the 2D CAD and 3D Coordinate SystemManager, which helps you manage and edit data. New Measure Tool: Use the Measure tool in AutoCAD 2013 to quickly measure lines, curves, and polygons. In addition, you can measure the dimensions of specific entities in the drawing. You'll also find the new Sidebar, which provides information about the current command and allows you to run a command from the command line. With the Sidebar, you can easily access commands and options. The Sidebar now also has previews so you can see exactly what you will get when you run a command. With the option to customize the Sidebar and control the icon fonts, you can further personalize the user interface. What's

System Requirements For AutoCAD:

Minimum: OS: Windows 7 Processor: Dual Core 1.6 Ghz Memory: 2 GB RAM Graphics: 1 GB of RAM Network: Broadband Internet connection DirectX: Version 9.0c Hard Drive: 20 GB available space Maximum: OS: Windows 8 Processor: Quad Core 2.8 Ghz Memory: 4 GB RAM Graphics: 2 GB of RAM DirectX: Version 9.0